



Stainless Steel

Bar, Sheet, Plate, Structural, Tube & Pipe

Technical Data & Applications	5-2 thru 5-13
Stainless Rounds	5-14
Stainless Half-Rounds	5-14
Stainless Squares	5-15
Stainless Hexagons	5-15
Stainless Flats	5-16
Stainless Sheets	5-17 thru 5-18
Stainless Plate	5-19
Stainless Angle	5-20
Stainless Channel	5-20
Stainless Beams	5-21
Stainless Ornamental Tubing	5-21 thru 5-22
Stainless Round Tube	5-23
Stainless Welded Pipe	5-24
Tolerances	5-25 thru 5-29



WARNING: These products can potentially expose you to chemicals including Nickel, Chromium, Lead, Cobalt, Mercury and Beryllium, which are known to the state of California to cause cancer and/or birth defects or other reproductive harm. For more information, visit www.P65Warnings.ca.gov

Grade 201

201 alloy is a high performance austenitic stainless steel formulated to have a lower and more stable cost due to the substitution of manganese for a portion of the nickel used in 300 series stainless steels such as Type 304. In addition, the chemical composition of alloy 201 provides higher annealed mechanical properties than type 304 which can result in an additional benefit of weight reduction. The 201 tensile strength is about 10% higher than Type 304 which may allow for thinner gauges and therefore less material. However, due to the lower Chromium and Nickel content, Type 201 stainless may not have the same corrosion resistance as Type 304.

Typical Applications

Commercial and residential food service applications, architectural end uses such as handrails and support frame work, washing machines, hose clamps, sinks, containers and structural components of truck trailers and railcars.

Typical Analysis	201
Chrome	16.00 - 18.00
Nickel	3.50 - 5.50
Carbon	.15 max.
Manganese	5.50 - 7.50
Silicon	1.00 max.
Sulphur	.030 max.
Phosphorus	.060 max.
Nitrogen	.250 max.
Iron	Balance
Mechanical Properties	(Annealed)
Brinell Hardness	175
Tensile—KSI	105
Yield—KSI	45
Elongation in 2"—%	58
Red. in Area—% Min	88
Welding Characteristics	Very good
Machining	
Compared to B1112 Screw Stock	45%
Specifications	201 (Sheet)
ASTM	A240

Grade 303

303 is a free-machining variation of 304. The addition of sulfur for better machinability makes this a favorite for use in automatic screw machines. Corrosion resistant to atmospheric exposures, as well as a wide range of chemicals; most dyes, foods and nitric acid.

Typical Applications

Bolts, bushings, nuts, shafts, and parts produced on automatic screw machines.

Typical Analysis	303/303 G&P
Chrome	17.0-19.0
Nickel	8.0 - 10.0
Carbon	.15 max.
Manganese	2.00 max.
Silicon	1.00 max.
Molybdenum	.60 max.
Sulphur	.15 min.
Mechanical Properties	(Annealed)
Brinell Hardness	160
Tensile—KSI	90
Yield—KSI	35
Elongation in 2"—%	50
Red. in Area—% Min	55
Welding Characteristics	Fusion welding not recommended
Machining Compared to B1112 Screw Stock	70%
Specifications	303 (Bar)
AISI	303
ASTM	A581, A582
AMS	5640

Grade 304/304L

The most widely used of the austenitic grades, 304 offers good corrosion resistance to many chemicals and industrial atmospheres. Generally considered non-magnetic, it can become slightly magnetic when cold-worked. 304 is non-hardenable by heat treatment. In 304L, the carbon content has been lowered to .03% max. for corrosion resistance at heat affected zones from welding.

Typical Applications

Architectural trim, beer barrels, cryogenic vessels, dairy equipment, and a wide variety of most food applications.

Typical Analysis	304	304L
Chrome	18.00-20.00	18.00-20.00
Nickel	8.00-11.00	8.00-11.00
Carbon	.08 max.	.03 max.
Manganese	2.0 max.	2.0 max.
Silicon	1.0 max.	1.0 max.
Molybdenum		
Other		
Mechanical Properties		(Annealed)
Brinell Hardness	170	160
Tensile-KSI	85	75
Yield-KSI	34	30
Elongation in 2"-%	60	60
Red. in Area-% Min	70	-
Welding Characteristics	Very good - tough welds	
Machining Compared to B1112 Screw Stock	45%	
Specifications		
AISI	304 (Bar)	304L (Bar)
ASTM	A276, A479, A580	A276,A479
AMS	5639	5647
QQS	763	763
AISI	304 (Sheet)	304 (Plate)
ASTM	A240	A240
AMS	5513	5513

Grade 316L

316L is an austenitic chrome nickel steel with superior corrosion resistance to that of other chrome nickel steels. Widely used when exposed to chemical corrodents, as well as marine atmospheres. 316L is generally considered non-magnetic, but can become magnetic when cold worked. In 316L, the carbon content has been lowered to .03% max. for corrosion resistance at heat affected zones from welding.

Typical Applications

Acetic acid compounds, kettles for cooking catsup, pulp and paper processing equipment, water softener tanks, and many marine applications.

Typical Analysis	316L
Chrome	16.00-18.00
Nickel	10.00-14.00
Carbon	.03 max.
Manganese	2.00 max.
Silicon	1.00 max.
Molybdenum	2.00-3.00
Other	
Mechanical Properties	(Annealed)
Brinell Hardness	160
Tensile-KSI	75
Yield-KSI	30
Elongation in 2"-%	60
Red. in Area-% Min	—
Welding Characteristics	Very good - tough welds
Machining Compared to B1112 Screw Stock	45%
Specifications	316L (Bar)
AISI	
ASTM	A276, A479, A580
AMS	5653
QQS	763
AISI	316L (Sheet/Plate)
ASTM	A240
AMS	5507

Grade 409

409 is a general purpose stainless steel with 11% chromium. 409 is especially useful for applications requiring oxidation or corrosion protection beyond the capability of carbon steel and some coated steels. 409 has good oxidation resistance and formability, but lower corrosion resistance due to the chromium content. 409 is not as corrosion resistant as 304, 430 or 439 grades, but far superior to mild carbon steel. 409 can be formed by roll forming, stretch bending, deep drawing or pressing.

Typical Applications

Automotive exhaust system applications such as manifolds, exhaust pipes, catalytic converters, mufflers, tail pipes and other components. Non automotive exhaust applications such as home heating systems, automotive thermostats and fuel filters, electrical transformer cases, caskets and heat exchanger tubing.

Typical Analysis	409
Chrome	10.50 - 11.70
Nickel	0.50
Carbon	0.030
Manganese	1.00
Silicon	1.00
Molybdenum	-
Other	-
Mechanical Properties	
Brinell Hardness	≤ 88 (179)
Tensile-KSI	55 (380)
Yield-KSI	25 (170)
Elongation in 2"-%	≥ 20
Red. in Area-% Min	-
Welding Characteristics	Successful in TIG-laser, HF, MIG and Spot Welding
Machining Compared to B1112 Screw Stock	
Specifications	
AISI	
ASTM	A240
AMS	
QQS	
AISI	
ASTM	
AMS	

Grade 410

410 is a martensitic stainless steel that is air or oil hardened and responds well to hardening and tempering operations. Considered a 12% chromium steel, it offers superb combinations of strength and toughness depending on degree of heat treatments. In the annealed condition, it is a ready choice for forming and cold heading.

Typical Applications

Machined parts, pump shafts, bushings, mining machinery, screws, valves, cutlery, oil burner parts and hardware.

Typical Analysis	410
Chrome	11.5-13.5
Carbon	.15 max.
Manganese	1.00 max.
Phosphorus	.040 max.
Sulphur	.025 max.
Silicon	1.00 max.
Mechanical Properties	(Annealed)
Brinell Hardness	185
Tensile—KSI	95
Yield—KSI	65
Elongation in 2"-%	30
Red. in Area-% Min	70
Welding Characteristics	Can be readily welded Pre-heat recommended
Machining Compared to B1112 Screw Stock	54%
Specifications	
AISI	410
ASTM	A193, A194, A276, A314, A479
AMS	5612, 5613

Grade 416

416 is a martensitic chromium steel to which elements have been added to enhance the machinability. 416 is the most readily machinable of all the stainless steels and is suitable for use in automatic screw machines. 416 is less corrosion resistant than the chrome-nickel steels. It is magnetic in all conditions.

Typical Applications

Aircraft fittings, bolts, nuts, studs, rivets, screws, many nonseizing and nongalling applications.

Typical Analysis	416
Chrome	12.00-14.00
Nickel	
Carbon	.15 max.
Manganese	1.25 max.
Silicon	1.00 max.
Molybdenum	.06 max.
Sulphur	.15 min.
Mechanical Properties	(Annealed)
Brinell Hardness	155
Tensile-KSI	75
Yield-KSI	40
Elongation in 2"-%	30
Red. in Area-% Min	60
Welding Characteristics	Poor brittle welds
Machining Compared to B1112 Screw Stock	90%
Specifications	416 (Bar)
AISI	416
ASTM	A581, A582
AMS	5610

Grade 420

420 is a martensitic chrome steel capable of hardening to a maximum of approximately 500 Brinell. It has its optimum corrosion resisting qualities in the hardened and tempered condition. 420 is magnetic in all conditions.

Typical Applications

Flatware knife blades, glass molds, hand tools, vegetable choppers.

Typical Analysis	420
Chrome	12.00-14.00
Carbon	.15 min.
Manganese	1.0 max.
Silicon	1.0 max.
Molybdenum	
Other	
Mechanical Properties	(Annealed)
Brinell Hardness	195
Tensile-KSI	95
Yield-KSI	50
Elongation in 2"-%	25
Red. in Area-% Min	55
Welding Characteristics	Fair - Preheat 400°-500° Anneal at 1300° after welding
Machining	
Compared to B1112 Screw Stock	54%
Specifications	420 (Bar)
AISI	420
ASTM	A276
AMS	5621
QQS	763

Grade 430

430 stainless steel has good corrosion resistance combined with good formability. 430 is very similar to 439 grade stainless steel with slightly less chromium at 16% minimum content. 430 is more oxidation resistant and corrosion resistant than 409 grade. 430 is a popular non-hardenable grade most commonly used in indoor environments. 430 is readily cold formed by bending, deep drawing and stretch forming. 430 is relatively easy to machine and is comparable to that of structural carbon steel requiring the same recommendations regarding tooling, cutting speeds and cutting feeds. 430 can be welded although it may require annealing.

Typical Applications

Appliances, food equipment, automotive, flue liners and roofing.

Typical Analysis	430
Chrome	14.00 - 18.00
Carbon	.12 max.
Nickel	
Manganese	1.0 max.
Silicon	1.0 max.
Molybdenum	
Other	
Mechanical Properties	(Annealed)
Brinell Hardness	155
Tensile—KSI	75
Yield—KSI	45
Elongation in 2"—%	30
Red. in Area—% Min	65
Welding Characteristics	Fair - Brittle welds Slight response to annealing
Machining Compared to B1112 Screw Stock	54%
Specifications	430 (Sheet/Plate)
AISI	430
ASTM	A176
AMS	5503

Grade 439

439 stainless steel has good corrosion resistance due to its 17% minimum chromium content. 439 can be formed using a wide range of roll forming or mild stretch bending operations as well as more common drawing and bending operations. Special adjustment to chemical composition give this alloy excellent formability. 439 is more oxidation resistant and corrosion resistant than 409 grade. 439 has high thermal conductivity and low thermal expansion.

Typical Applications

Automotive exhaust components, heating units and evaporator tubes.

Typical Analysis	439
Chrome	17.00 - 19.00
Carbon	0.030
Nickel	0.50
Manganese	1.00
Silicon	1.00
Molybdenum	
Other	
Mechanical Properties	(Annealed)
Brinell Hardness	≤ 89 (183)
Tensile—KSI	60 (415)
Yield—KSI	30 (205)
Elongation in 2"—%	≥ 22
Red. in Area—% Min	-
Welding Characteristics	Prone to grain growth in heat affected zone of weldment = poor tensile, fatigue and toughness in welded area.
Machining Compared to B1112 Screw Stock	
Specifications	439 (Sheet)
AISI	439
ASTM	A240
AMS	

Grade 440C

440C is a martensitic chrome steel that is capable of acquiring, upon heat treatment, the highest hardness of any type of corrosion resisting steels. It has its optimum corrosion resisting qualities in the hardened and tempered condition and is magnetic in all conditions.

Typical Applications

Instrument bearings, nozzles, steel balls and seats for oil well pumps, valve parts.

Typical Analysis	440C
Chrome	16.00-18.00
Nickel	
Carbon	.95-1.20
Manganese	1.0 max.
Silicon	1.0 max.
Molybdenum	.75 max.
Other	
Mechanical Properties	(Annealed)
Brinell Hardness	230
Tensile–KSI	110
Yield–KSI	65
Elongation in 2"-%	14
Red. in Area-% Min	25
Welding Characteristics	Not recommended
Machining Compared to B1112 Screw Stock	30%
Specifications	440C (Bar)
AISI	440C
ASTM	A276, A580
AMS	5630
QQS	763

Grade 17-4 PH (630)/17-4 G&P/17-4 H900 G&P

17-4 is a martensitic precipitation hardening (maraging) steel that combines high strength and hardness with excellent corrosion resistance. A simple one-step aging treatment in the range of 900 to 1150 degrees hardens the alloy to its design strength levels.

Typical Applications

High strength fittings, valves, bolts, shafting, pump parts, medical instruments.

Typical Analysis		17-4, 17-4 G&P, 17-4 H900 G&P					
Chrome		15.00-17.50					
Nickel		3.00-5.00					
Carbon		.07 max.					
Manganese		1.00 max.					
Silicon		1.00 max.					
Molybdenum							
Copper		3.00-5.00					
Mechanical Properties		(Solution Treated)					
Brinell Hardness		332					
Tensile–KSI		160					
Yield–KSI		145					
Elongation in 2"-%		15					
Red. in Area-% Min		55					
Welding Characteristics							
Machining							
Compared to B1112							
Screw Stock		45%					
Specifications		17-4 (Bar)					
AISI		S17400					
ASTM		A564					
AMS		5643					
QQS		-					
Hardness Properties				17-4, 17-4 G&P, 17-4 H900 G&P			
Code	UTS min (kis)	YS min (kis)	EI min (%)	RA min (%)	Hardness min HRC / HB	Hardness max HRC / HB	Charpy min (ft-lb)
H925	170	155	10	44	38 / 375	45 / 429	5
H1025	155	145	12	45	35 / 331	42 / 401	15
H1050	155	145	13	45	32 / 311	38 / 375	15
H1075	145	125	13	45	32 / 311	38 / 375	20
H1100	140	115	14	45	31 / 302	37 / 363	25
H1150	135	105	16	50	28 / 277	37 / 352	30
H1150M	115	75	18	55	24 / 255	---	55
H1150D	125	105	16	50	24 / 255	33 / 311	30

Stainless Rounds

Standard Lengths: 12 foot random

AISI	303, 303 G&P	304/304L	316L , 316L BSQ	416, 416 PSQ
	17-4 PH	17-4 G&P	17-4 H900	410
	420	440C		

Size	Weight (lbs./ft.)	Size	Weight (lbs./ft.)	Size	Weight (lbs./ft.)	Size	Weight (lbs./ft.)
1/16	.010	1-1/8	3.379	2-5/8	19.322	6-1/2	117.584
3/32	.023	1-3/16	3.766	2-11/16	20.248	6-3/4	127.532
1/8	.042	1-1/4	4.173	2-3/4	21.181	7	136.987
5/32	.065	1-5/16	4.600	2-13/16	22.150	7-1/4	146.780
3/16	.094	1-3/8	5.049	2-7/8	23.125	7-1/2	156.911
7/32	.128	1-7/16	5.518	2-15/16	24.121	7-3/4	167.380
1/4	.167	1-1/2	6.008	3	25.155	8	178.187
9/32	.211	1-9/16	6.520	3-1/8	27.270	8-1/2	201.935
5/16	.261	1-5/8	7.051	3-1/4	29.470	9	225.981
11/32	.316	1-11/16	7.604	3-3/8	31.756	9-1/2	251.379
3/8	.376	1-3/4	8.178	3-7/16	32.941	10	278.129
13/32	.441	1-13/16	8.773	3-1/2	34.128	11	335.685
7/16	.511	1-7/8	9.388	3-5/8	36.824	12	398.651
15/32	.587	1-15/16	10.024	3-3/4	39.375	13	468.698
1/2	.668	2	10.681	4	44.731	14	542.609
9/16	.845	2-1/16	11.879	4-1/4	50.429	15	621.928
5/8	1.043	2-1/8	12.607	4-1/2	56.468	16	708.669
11/16	1.262	2-3/16	13.357	4-3/4	63.166	18	884.603
3/4	1.502	2-1/4	14.117	5	69.905	20	1102.171
13/16	1.763	2-5/16	14.910	5-1/4	76.985	22	1331.376
7/8	2.044	2-3/8	15.712	5-1/2	83.074	24	1582.217
15/16	2.347	2-7/16	16.549	5-3/4	93.289		
1	2.670	2-1/2	17.393	6	100.428		
1-1/16	3.014	2-9/16	18.431	6-1/4	108.837		

Available in Ground & Polished -- (+/--.0005)

Stainless Half-Rounds

Type 304

Width (inches)	Height (inches)	Weight (lbs./ft.)
1/2	1/4	.334
5/8	5/16	.520
3/4	3/8	.751

Stainless Squares

Annealed & Cold Drawn

Standard Lengths: 12 foot random

AISI	303	304/304L	316L	416	17-4	420
Size (inches)	Weight (lbs./ft.)	Weight (lbs./12 ft.)	Size (inches)	Weight (lbs./ft.)	Weight (lbs./12 ft.)	
1/8	.054	.64	1	3.400	40.80	
3/16	.120	1.44	1-1/8	4.303	51.63	
1/4	.213	2.55	1-1/4	5.310	63.72	
5/16	.332	3.98	1-1/2	7.650	91.80	
3/8	.480	5.76	1-3/4	10.410	124.92	
7/16	.666	7.99	2	13.600	163.20	
1/2	.850	10.20	2-1/2	21.250	255.00	
9/16	1.076	12.91	3	31.030	372.36	
5/8	1.330	15.96	3-1/2	42.740	512.88	
3/4	1.910	22.92	4	54.450	653.40	
7/8	2.600	31.20	5	85.000	1020.00	

*Squares 2-1/2" and under are typically CF products

*All squares over 2-1/2" are HRAP products

Stainless Hexagons

Annealed & Cold Drawn

Standard Lengths: 12 foot random

AISI	303	304/304L	316L	416	
Size (inches)	Weight (lbs./ft.)	Weight (lbs./12 ft.)	Size (inches)	Weight (lbs./ft.)	Weight (lbs./12 ft.)
1/8	.046	.56	1-1/8	3.730	44.76
3/16	.104	1.24	1-3/16	4.152	49.82
1/4	.184	2.21	1-1/4	4.600	55.20
5/16	.288	3.45	1-5/16	5.080	60.96
3/8	.414	4.97	1-3/8	5.570	66.84
7/16	.564	6.77	1-1/2	6.630	79.56
1/2	.736	8.83	1-5/8	7.775	93.24
9/16	.932	11.18	1-3/4	9.026	108.31
5/8	1.150	13.80	1-7/8	10.360	124.32
11/16	1.393	16.72	2	11.780	141.36
3/4	1.660	19.92	2-1/4	14.920	179.04
13/16	1.940	23.28	2-3/8	16.610	199.32
7/8	2.250	27.00	2-1/2	18.400	220.80
15/16	2.590	31.08	2-3/4	22.290	267.41
1	2.950	35.40	3	26.530	318.36
1-1/16	3.324	39.89			

Stainless Flats

Hot Rolled Annealed, Pickled, True Mill Bar, Cold Drawn (303 only), Processed Plate Flat*, or Sheared and Edged

Standard Lengths: 12 foot

AISI 303 304/304L 316L 17-4 17-4 H1150 420

"L" grade sizes available upon request.

Size (inches)	(lbs./ft.)
1/8 x 3/4	.326
1	.435
1-1/4	.544
1-1/2	.653
1-3/4	.761
2	.870
2-1/2	1.090
3	1.310
3-1/2	1.489
4	1.740
6	2.610
3/16 x 3/4	.489
1	.653
1-1/4	.816
1-1/2	.979
1-3/4	1.150
2	1.305
2-1/2	1.630
3	1.960
3-1/2	2.160
4	2.610
5	3.260
6	3.910
1/4 x 3/4	.638
1	.870
1-1/4	1.088
1-1/2	1.305
1-3/4	1.488
2	1.740
2-1/4	1.913
2-1/2	2.175
3	2.610
3-1/2	3.045
4	3.480
4-1/2	3.915
5	4.350
6	5.220
8	6.960
5/16 x 1	1.088
2	2.291

Size (inches)	(lbs./ft.)
3/8 x 1/2	.653
3/4	.979
1	1.305
1-1/8	1.468
1-1/4	1.630
1-1/2	1.956
1-3/4	2.284
2	2.550
2-1/2	3.263
3	3.915
3-1/2	4.800
4	5.220
5	6.505
6	7.830
8	10.440
1/2 x 3/4	1.305
1	1.740
1-1/4	2.175
1-1/2	2.610
1-3/4	2.975
2	3.480
2-1/2	4.350
3	5.220
3-1/2	6.090
4	6.960
5	8.700
6	10.440
8	13.420
5/8 x 3/4	1.631
1	2.130
1-1/4	2.656
1-1/2	3.188
2	4.250
2-1/2	5.313
3	6.380
3-1/2	7.438
4	8.500
5	11.183
6	13.419

Size (inches)	(lbs./ft.)
3/4 x 1	2.550
1-1/4	3.190
1-1/2	3.830
1-3/4	4.88
2	5.100
2-1/2	6.380
3	7.650
3-1/2	8.930
4	10.200
5	12.750
6	15.300
1x 1-1/4	4.250
1-1/2	5.100
1-3/4	6.000
2	6.800
2-1/2	8.500
3	10.200
3-1/2	11.900
4	13.600
5	17.000
6	20.400
1-1/4 x 1-1/2	6.490
2	8.500
2-1/2	10.630
3	12.750
4	17.670
6	25.520
1-1/2 x 2	10.200
2-1/2	13.196
3	15.300
4	20.400
6	30.600
2 x 2-1/2	17.000
3	20.400
4	27.200
3 x 4	40.800

* Weight per foot on Processed Plate Flats slightly higher and specifications would be plate specifications.

Stainless Sheet

Cold Rolled, Annealed & Pickled Finishes:

- 2B Paper Interleaved
- 2B Laser Film, 1 Side
- #4 Laser Film, 1 Side
- BA Laser Film, 1 Side
- #8 Laser Film, 1 Side

AISI

201

304

304L

316L

Gauge (Nom. Dec)	Size (inches)	Weight (lbs./sqft)	Approx. Weight Sheet
7 ga (.1874)	48 x 96	7.871	251.87
	48 x 120	7.871	314.80
	48 x 144	7.871	377.80
	60 x 96	7.871	314.84
	60 x 120	7.871	393.55
	60 x 144	7.871	472.26
	72 x 96	7.871	377.80
	72 x 120	7.871	472.26
	72 x 144	7.871	566.71
8 ga (.1644)	48 x 96	7.014	224.44
	48 x 120	7.014	280.56
	60 x 120	7.014	350.70
	60 x 144	7.014	420.84
10 ga (.1350)	36 x 96	5.670	136.08
	36 x 120	5.670	170.10
	48 x 96	5.670	181.44
	48 x 120	5.670	226.80
	48 x 144	5.670	272.16
	60 x 96	5.670	226.80
	60 x 120	5.670	283.50
	60 x 144	5.670	340.20
	72 x 96	5.670	272.16
	72 x 120	5.670	340.20
	72 x 144	5.670	408.24
11 ga (.1200)	36 x 96	5.050	121.20
	36 x 120	5.050	151.50
	36 x 144	5.050	181.80
	48 x 96	5.050	161.60
	48 x 120	5.050	202.00
	48 x 144	5.050	242.40
	60 x 96	5.050	202.00
	60 x 120	5.050	252.50
	60 x 144	5.050	303.00
	72 x 96	5.050	242.40
	72 x 120	5.050	303.00
	72 x 144	5.050	363.60

Gauge (Nom. Dec)	Size (inches)	Weight (lbs./sqft)	Approx. Weight Sheet	
12 ga (.1054)	36 x 96	4.420	106.08	
	36 x 120	4.420	132.60	
	36 x 144	4.420	159.12	
	48 x 96	4.420	141.44	
	48 x 120	4.420	176.80	
	48 x 144	4.420	212.16	
	60 x 96	4.420	176.80	
	60 x 120	4.420	221.00	
12 ga (.1054)	60 x 144	4.420	265.20	
	72 x 96	4.420	272.16	
	72 x 120	4.420	265.20	
	72 x 144	4.420	318.24	
13 ga (.0900)	48 x 96	3.780	120.96	
	48 x 120	3.780	151.20	
	48 x 144	3.780	181.44	
14 ga (.075)	36 x 96	3.155	75.72	
	36 x 120	3.155	94.65	
	36 x 144	3.155	113.58	
	48 x 96	3.155	100.96	
	48 x 120	3.155	126.20	
	48 x 144	3.155	151.44	
	60 x 96	3.155	126.20	
	60 x 120	3.155	157.75	
	60 x 144	3.155	189.30	
	72 x 96	3.155	151.44	
	72 x 120	3.155	189.30	
	72 x 144	3.155	227.16	
	16 ga (.060)	36 x 96	2.520	60.48
		36 x 120	2.520	75.60
36 x 144		2.520	90.72	
48 x 96		2.520	80.64	
48 x 120		2.520	100.80	
48 x 144		2.520	120.96	
60 x 96		2.520	100.80	
60 x 120		2.520	126.00	
60 x 144		2.520	151.20	
72 x 96		2.520	120.96	
72 x 120		2.520	151.20	
72 x 144		2.520	181.44	

Special length sheets available by request, please inquire with your Alro sales representative.

Stainless Sheet

Cold Rolled, Annealed & Pickled Finishes:

- 2B Paper Interleaved • 2B Laser Film, 1 Side • #4 Laser Film, 1 Side
- BA Laser Film, 1 Side • #8 Laser Film, 1 Side

AISI	201	304	304L	316L
------	-----	-----	------	------

Gauge (Nom. Dec)	Size (inches)	Weight (lbs./sqft)	Approx. Weight Sheet	Gauge (Nom. Dec)	Size (inches)	Weight (lbs./sqft)	Approx. Weight Sheet
18 ga (.048)	36 x 96	2.020	48.48	22 ga (.030)	36 x 96	1.260	30.24
	36 x 120	2.020	60.60		36 x 120	1.260	37.80
	36 x 144	2.020	72.72		36 x 144	1.260	45.36
	48 x 96	2.020	64.64		48 x 96	1.260	40.32
	48 x 120	2.020	80.80		48 x 120	1.260	50.40
	48 x 144	2.020	96.96		48 x 144	1.260	60.48
	60 x 96	2.020	80.80		60 x 96	1.260	50.40
	60 x 120	2.020	101.00		60 x 120	1.260	63.00
20 ga (.036)	36 x 96	1.512	36.28	24 ga (.024)	36 x 96	1.008	24.19
	36 x 120	1.512	45.36		36 x 120	1.008	30.24
	36 x 144	1.512	54.43		48 x 96	1.008	32.25
	48 x 96	1.512	48.38		48 x 120	1.008	40.32
	48 x 120	1.512	60.48	48 x 144	1.008	48.38	
	48 x 144	1.512	72.57	26 ga (.018)	36 x 96	.756	18.14
	60 x 96	1.512	60.48		36 x 120	.756	22.68
	60 x 120	1.512	75.60		48 x 96	.756	24.19
60 x 144	1.512	90.72	48 x 120		.756	30.24	
				48 x 144	.756	36.29	

Special length sheets available by request, please inquire with your Alro sales representative.

Stainless Sheet

Cold Rolled, Annealed & Pickled Finishes:

- 2B Paper Interleaved • 2B Laser Film, 1 Side • #4 Laser Film, 1 Side
- BA Laser Film, 1 Side • #8 Laser Film, 1 Side

AISI	409-2D	430	439-2D
------	--------	-----	--------

Gauge (Nom. Decimal)	Size (inches)	Weight (lbs./sqft.)	Approx. Weight (lbs./sheet)
24 ga (.024)	48 x 96	1.008	32.25
	48 x 120	1.008	40.32
22 ga (.030)	48 x 96	1.260	40.32
	48 x 120	1.260	50.40
20 ga (.036)	48 x 96	1.512	48.38
	48 x 120	1.512	60.48
18 ga (.048)	48 x 96	2.020	64.64
	48 x 120	2.020	80.80
16 ga (.060)	48 x 96	2.520	80.64
	48 x 120	2.520	100.80
14 ga (.075)	48 x 96	3.155	100.96
	48 x 120	3.155	126.20
12 ga (.1054)	48 x 96	4.420	141.44
	48 x 120	4.420	176.80
11 ga (.1200)	48 x 96	5.050	161.60
	48 x 120	5.050	202.00

Stainless Plate

Hot Rolled, Annealed & Pickled

AISI	201	304	304L	316L
ASTM	A240	A240	A240	A240

Thickness (inches) (lbs./sqft.)	Width (inches)
3/16 (8.579)	48
	60
	72
	96
1/4 (11.162)	48
	60
	72
	96
5/16 (13.746)	48
	60
	72
	96
3/8 (16.496)	48
	60
	72
	96
1/2 (21.663)	48
	60
	72
	96
5/8 (26.831)	48
	60
	72
	96
3/4 (32.123)	48
	60
	96
7/8 (37.290)	60
	96

Thickness (inches) (lbs./sqft.)	Width (inches)
1 (43.013)	48
	60
	96
1-1/4 (53.453)	60
	96
1-1/2 (63.893)	60
	96
1-3/4 (74.333)	60
	96
2 (85.921)	60
	96
2-1/4 (96.361)	60
	96
2-1/2 (106.801)	60
	96
2-3/4 (117.241)	60
	96
3 (128.725)	60
	96
3-1/2 (149.605)	60
	96
4 (172.051)	60
	96
5 (213.811)	60
	72
6 (255.571)	60
	72

Stainless Tread Plate

Hot Rolled, Annealed & Pickled

AISI	304
ASTM	A793 Pattern B

Thickness (Inches)	Width (inches)
1/8	48
3/16	48
	60

Thickness (Inches)	Width (inches)
1/4	48
	60
3/8	48

Stainless Angle

Hot Rolled, Annealed & Pickled
20 - 24 foot Random Lengths

AISI	304	304L	316L
ASTM	A276	A276	A276
FEDERAL		QQS-763	

Size (inches)	Weight (lbs./ft.)
3/4 x 3/4 x 1/8	.590
1 x 1 x 1/8	.800
1 x 1 x 3/16	1.160
1 x 1 x 1/4	1.490
1-1/4 x 1-1/4 x 1/8	1.010
1-1/4 x 1-1/4 x 3/16	1.480
1-1/4 x 1-1/4 x 1/4	1.920
1-1/2 x 1-1/2 x 1/8	1.230
1-1/2 x 1-1/2 x 3/16	1.800
1-1/2 x 1-1/2 x 1/4	2.340
2 x 2 x 1/8	1.650
2 x 2 x 3/16	2.440
2 x 2 x 1/4	3.190
2 x 2 x 3/8	4.700
2-1/2 x 2-1/2 x 3/16	3.070
2-1/2 x 2-1/2 x 1/4	4.100
2-1/2 x 2-1/2 x 3/8	5.900

Size (inches)	Weight (lbs./ft.)
3 x 2 x 3/16	3.070
3 x 2 x 1/4	4.100
3 x 3 x 3/16	3.710
3 x 3 x 1/4	4.900
3 x 3 x 3/8	7.200
3 x 3 x 1/2	9.550
3-1/2 x 3-1/2 x 1/4	5.800
3-1/2 x 3-1/2 x 3/8	8.650
4 x 3 x 1/4	5.800
4 x 3 x 3/8	8.500
4 x 4 x 1/4	6.600
4 x 4 x 3/8	9.800
4 x 4 x 1/2	12.800
5 x 3 x 3/8	9.850
5 x 5 x 1/4	8.895
5 x 5 x 3/8	12.802
6 x 4 x 3/8	12.300
6 x 6 x 1/4	10.755
6 x 6 x 3/8	15.551

Stainless Channel

Type 304/304L, Rolled or Extruded - 20 foot Random Lengths

ASTM	A276
ASME	A279
FEDERAL	QQS-763

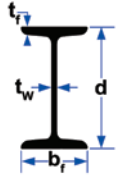
Size (inches)	Weight (lbs./ft.)
1-1/2 x 3/4 x 1/8	1.200
2 x 1 x 3/16	2.650
2 x 1 x 1/4	3.080
3 x 1-3/8 x 3/16	3.533
3 x 1-1/2 x 3/16	3.703
3 x 1-1/2 x 1/4	4.784

Size (inches)	Weight (lbs./ft.)
4 x 1-3/4 x 1/4	6.055
4 x 2 x 1/4	6.484
5 x 2-1/2 x 1/4	8.200
6 x 1.90 x .343	8.300
6 x 3 x 1/4	10.140
8 x 4 x 3/8	20.000

Stainless Beams

Type 304/304L - 20 foot Random Lengths

ASTM A276, ASME A279, Federal QQS-763



Shape	Web		Flange	
	d (inches)	t _w (inches)	b _f (inches)	t _f (inches)
HR S 3 x 5.7	3.00	.170	2.330	.260
HR S 4 x 7.7	4.00	.193	2.663	.293
HR S 6 x 12.5	6.00	.232	3.332	.359

Laser Fused	d (inches)	t _w (inches)	b _f (inches)	t _f (inches)
LC W 6 x 12	6.03	.230	4.000	.280
LC W 6 x 15	5.99	.230	5.990	.260
LC W 6 x 20	6.20	.260	6.020	.365
LC W 8 x 15	8.11	.245	4.015	.315
LC W 8 x 18	8.14	.230	5.250	.330
LC W 8 x 31	8.00	.285	7.995	.435

Stainless Ornamental Tubing

Type 304 Welded, Type 316L - 20 foot Random Lengths

ASTM: A-554 (Polished finish available upon request)

Squares & Rectangles

Outside Dimension & Gauge	Wall (dec.-in.)	Weight (lbs/ft.)	
1/2" x 1/2"	.062	.389	
			16
5/8" x 5/8"	.062	.510	
			16
3/4" x 3/4"	.049	.469	
			16
			14
			11
			7
1" x 1"	.049	.630	
			16
			14
			11
			7
1-1/4" x 1-1/4"	.049	.790	
			16
			14
			11
			7
			7

Outside Dimension & Gauge	Wall (dec.-in.)	Weight (lbs/ft.)	
1-1/2" x 1-1/2"	.049	0.970	
			18
			16
			14
			11
			7
1-3/4" x 1-3/4"	.120	2.660	
			11
2" x 2"	.062	1.710	
			16
			14
			11
			7
			7
2-1/2" x 2-1/2"	.120	3.880	
			11
			7
			7

Stainless Ornamental Tubing

Type 304 Welded, Type 316L - 20 foot Random Lengths

ASTM: A-554 (Polished finish available upon request)

Squares & Rectangles

Outside Dimension & Gauge	Wall (inches)	Weight (lbs/ft.)
3" x 3"		
14	.083	3.290
11	.120	4.970
7	.180	6.900
1/4	.250	9.350
3-1/2" x 3-1/2"		
1/4	.250	11.015
4" x 4"		
11	.120	6.450
7	.180	9.410
1/4	.250	12.680
3/8	.375	18.485
5" x 5"		
7	.180	11.799
1/4	.250	16.150
3/8	.375	23.588
6" x 6"		
7	.180	14.247
1/4	.250	18.770
3/8	.375	28.688
8" x 8"		
1/4	.250	26.350
3/8	.375	38.888
1" x 1/2"		
16	.062	.606
1-1/2" x 1/2"		
16	.062	.830
1-1/2" x 3/4"		
16	.062	.990
1-1/2" x 1"		
16	.062	1.048
11	.120	1.884
2" x 1"		
16	.062	1.269
11	.120	2.252
2" x 1-1/2"		
11	.120	2.660
3 x 1		
11	.120	3.070

Outside Dimension & Gauge	Wall (inches)	Weight (lbs/ft.)
3" x 1-1/2"		
14	.083	3.030
11	.120	3.480
7	.180	4.960
3" x 2"		
11	.120	3.884
7	.180	5.679
1/4	.250	7.100
4" x 2"		
11	.120	4.750
7	.180	6.903
1/4	.250	9.350
4" x 3"		
11	.120	5.516
7	.180	8.130
1/4	.250	11.024
5" x 3"		
1/4	.250	12.683
6" x 2"		
7	.180	9.270
1/4	.250	12.680
6" x 3"		
7	.180	10.520
1/4	.250	13.730
6" x 4"		
7	.180	11.900
1/4	.250	16.350
8" x 2"		
7	.180	11.900
1/4	.250	18.270
8" x 4"		
1/4	.250	18.770
3/8	.375	49.088
8" x 6"		
1/4	.250	22.910
10" x 2"		
1/4	.250	18.770

Stainless Round Tube

Type 304 Welded, Type 316L Welded - 20 ft Random Lengths

ASTM A554, Seamless ASTM A269

AISI			304			316L		
OD	Wall	lbs./foot	OD	Wall	lbs./foot	OD	Wall	lbs./foot
1/4	.028	.066	1-1/4	.049	.629	2	.049	1.021
1/4	.035	.080	1-1/4	.065	.823	2	.065	1.343
1/4	.049	.105	1-1/4	.083	1.034	2	.120	2.409
1/4	.065	.129	1-1/4	.120	1.467	2	.188	3.670
1/4	.083	.148	1-1/4	.188	2.132	2	.250	4.673
5/16	.028	.086	1-1/4	.250	2.670	2	.375	6.508
5/16	.049	.139	1-1/2	.049	0.759	2-1/4	.065	1.530
5/16	.065	.172	1-1/2	.065	0.996	2-1/4	.120	2.730
3/8	.028	.104	1-1/2	.083	1.257	2-1/4	.188	4.140
3/8	.035	.127	1-1/2	.120	1.770	2-1/4	.250	5.340
3/8	.049	.171	1-1/2	.188	2.634	2-1/2	.065	1.683
3/8	.065	.215	1-1/2	.250	3.338	2-1/2	.120	3.050
3/8	.083	.220	1-5/8	.065	1.083	3	.065	2.030
1/2	.035	.174	1-3/4	.065	1.170	3	.120	3.691
1/2	.049	.236	1-3/4	.120	2.089	4	.065	2.732
1/2	.065	.302	1-3/4	.188	3.136			
1/2	.083	.414	1-3/4	.250	4.005			
1/2	.095	.491	2	.049	1.021			
1/2	.120	.487	2	.065	1.343			
5/8	.035	.221	2	.120	2.409			
5/8	.049	.301	2	.188	3.670			
5/8	.065	.389	2	.250	4.673			
5/8	.120	.647	2	.375	6.508			
3/4	.035	.267	2-1/4	.065	1.530			
3/4	.049	.367	2-1/4	.120	2.730			
3/4	.065	.476	2-1/4	.188	4.140			
3/4	.083	.591	2-1/4	.250	5.340			
3/4	.120	.807	2-1/4	.375				
3/4	.188	.850	2-1/2	.065	1.683			
7/8	.049	.432	2-1/2	.120	3.050			
7/8	.065	.562	3	.065	2.030			
7/8	.120	.968	3	.120	3.691			
1	.035	.361	4	.065	2.732			
1	.049	.498						
1	.065	.649						
1	.083	.813						
1	.120	1.128						
1	.188	1.630						
1	.250	2.004						

Stainless Welded Pipe

20 foot Random Lengths

AISI	304	316L		
ASTM	A312	A312		
Nominal Pipe Size	OD (inches)	ID (inches)	Wall Thickness	Weight (lbs./foot)
Schedule 10				
1/2	.840	.674	.083	.671
3/4	1.050	.884	.083	.857
1	1.315	1.097	.109	1.420
1-1/4	1.660	1.442	.109	1.806
1-1/2	1.900	1.682	.109	2.080
2	2.375	2.157	.109	2.638
2-1/2	2.875	2.635	.120	3.530
3	3.500	3.260	.120	4.332
4	4.500	4.260	.120	5.610
5	5.563	5.295	.134	7.840
6	6.625	6.357	.134	9.290
8	8.625	8.329	.148	13.400
10	10.750	10.420	.165	18.650
Schedule 40				
1/8	.405	.269	.068	.240
1/4	.540	.364	.088	.420
3/8	.675	.493	.091	.570
1/2	.840	.622	.109	.851
3/4	1.050	.824	.113	1.131
1	1.315	1.049	.133	1.680
1-1/4	1.660	1.380	.140	2.270
1-1/2	1.900	1.610	.145	2.720
2	2.375	2.067	.154	3.650
2-1/2	2.875	2.469	.203	5.850
3	3.500	3.068	.216	7.580
3-1/2	4.000	3.548	.226	9.110
4	4.500	4.026	.237	10.790
5	5.563	5.047	.258	14.620
6	6.625	6.065	.280	18.970
8	8.625	7.981	.322	28.550
10	10.750	10.020	.365	40.480
Schedule 80				
1/4	.540	.302	.119	.540
3/8	.675	.423	.126	.730
1/2	.840	.546	.147	1.090
3/4	1.050	.742	.154	1.470
1	1.315	.957	.179	2.170
1-1/4	1.660	1.278	.191	3.030
1-1/2	1.900	1.500	.200	3.630
2	2.375	1.939	.218	5.070
2-1/2	2.875	2.323	.276	7.660
3	3.500	2.900	.300	10.250
4	4.500	3.826	.337	14.980

Stainless Bar Tolerances

Rounds, Cold Finished (CF)

Drawn, Turned or Centerless Ground

Specified Size (inches)	Over (inches)	Under (inches)
1/8 up to 5/16	0.001	0.001
5/16 up to 1/2	0.0015	0.0015
1/2 up to 1	0.002	0.002
1 up to 1-1/2	0.0025	0.0025
1-1/2 up to 4	0.003	0.003

Rounds, Rough Turned (RT)

Specified Size (inches)	Over (inches)	Under (inches)
over 2 to 2-1/2	0.031	0.000
over 2-1/2 to 3-1/2	0.046	0.000
over 3-1/2 to 4-1/2	0.062	0.000
over 4-1/2 to 5-1/2	0.078	0.000
over 5-1/2 to 6-1/2	0.125	0.000
over 6-1/2 to 8	0.156	0.000
over 8 to 12	0.187	0.000
over 12	0.218	0.000

Stainless Rounds Straightness Tolerances

Hot Rolled	Cold Finished
1/8" in any 5' section of the bar	1/16" in any 5' section of the bar

Stainless Hex and Squares (CF)

Specified Size (inches)	Over (inches)	Under (inches)
1/8 up to 5/16	0.000	0.002
5/16 up to 1/2	0.000	0.003
1/2 thru 1	0.000	0.004
Over 1 to 2	0.000	0.006
Over 2 to 3	0.000	0.008
Over 3	0.000	0.010
4 to 4-1/2	+0.0310 / +.0510	
4-1/2 to 6	+0.0310 / +.0650	
6 to 6-3/8	+0.0520 / +.0820	
6-3/8 to 6-5/8	+0.0520 / +.0930	
6-5/8 and up	+0.0625 / +.1250	

Stainless Ground Bar Tolerances

Abbreviation	Description	Tolerance	Micro Finish	Straightness
CG	Centerless Ground	+/- Tolerance by size	45 RMS	.008" TIR/FT
G&P	Ground & Polished	+/- .0005"	32/20 RMS	.006" TIR/FT
PG	Precision Ground	+0/- .0005"	16 RMS	.006" TIR/FT
TG&P Stainless	Turned Ground & Polished	+/- .0005"	32 RMS	.006" TIR/FT
RT	Rough Turned	+.032/-0"	125 RMS	.012" TIR/FT
	STN	Straightened	---	.008/.006" TIR/FT
P STN	Precision Straightened	---	---	.004" TIR/FT
BSQ	Bearing Shaft Quality	-.0005/- .0015"	32 RMS	.006" TIR/FT
PSQ -.500" < -1.500"	Pump Shaft Quality	+0/- .0015"	32/25 RMS	.0015" TIR/FT
PSQ -1.500" < -4.000"	Pump Shaft Quality	+0/- .002"	32/25 RMS	.0015" TIR/FT
PSQ ->4.000" < -5.000"	Pump Shaft Quality	+0/- .003"	32/25 RMS	.0015" TIR/FT

Stainless Sheet Thickness Tolerances

Gauge	Nominal Decimal	Tolerance Plus/Minus
7	.1874	.007
8	.1650	.007
10	.1350	.006
11	.1200	.005
12	.1054	.005
13	.0900	.004
14	.0751	.004
16	.0595	.003
18	.0480	.003
19	.0420	.003
20	.0355	.002
22	.0293	.002
24	.0235	.0015
26	.0178	.0015
28	.0151	.0015

Stainless Sheet Tolerances

Flatness, Stretcher Level Flatness

Thickness (inches)	Width (inches)	Length (inches)	Flatness Tolerances
under 3/16	thru 48	up to 96	1/8
under 3/16	thru 48	over 96	1/4
under 3/16	over 48	thru 96	1/4
under 3/16	over 48	over 96	1/4

*Flatness is defined as maximum deviation from a horizontal flat surface.

Stainless Plate Tolerances

Thickness Tolerance for Stainless and Heat Resisting Steels

Specified Thickness (inches)	Width (inches)	
	Thru 84	Over 84 thru 120
3/16 up to 3/8	+ .045 / - .010	+ .050 / - .010
3/8 up to 3/4	+ .055 / - .010	+ .060 / - .010
3/4 up to 1	+ .060 / - .010	+ .065 / - .010
1 up to 2	+ .070 / - .010	+ .075 / - .010
2 up to 3	+ .125 / - .010	+ .150 / - .010
3 up to 4	+ .175 / - .010	+ .210 / - .010
4 up to 6	+ .250 / - .010	+ .300 / - .010
6 up to 8	+ .350 / - .010	+ .420 / - .010
8 thru 10	+ .450 / - .010	+ .540 / - .010

Flatness Tolerance for Annealed Stainless and Heat Resisting Steel Plate

Specified Thickness (inches)	Flatness Tolerance for Thickness & Widths				
	Width (inches)				
	Up thru 48	Over 48 up to 60	60 up to 72	72 up to 84	84 thru 96
3/16 up to 1/4	3/4	1-1/16	1-1/4	1-3/8	1-5/8
1/4 up to 3/8	11/16	3/4	15/16	1-1/8	1-3/8
3/8 up to 1/2	1/2	9/16	11/16	3/4	15/16
1/2 up to 3/4	1/2	9/16	5/8	5/8	13/16
3/4 up to 1	1/2	9/16	5/8	5/8	3/4
1 up to 1-1/2	1/2	9/16	9/16	9/16	11/16
1-1/2 up to 4	3/16	5/16	3/8	7/16	1/2
4 thru 6	1/4	3/8	1/2	9/16	5/8

*Flatness is defined as maximum deviation from a horizontal flat surface.

Stainless Flats Tolerances

Sheared and Edged Flats

Order Thickness (inches)	Permitted Variation in Thickness (inches)		Permitted Variation ^A in Width (inches)			
	Over	Under	Width up to 4"		Widths Over 4"	
			Over	Under	Over	Under
1/8 Over 0.114 to 0.130	0.010	0.010	0.094	0.031	0.094	0.094
3/16 - 3/8	0.050	0.010	0.094	0.031	0.094	0.094
3/8 - 3/4	0.060	0.010	0.094	0.031	0.094	0.094

True Bar Flats

True Bar Width (inches)	Permitted Variations In Thickness For Thicknesses Given (inches)			Permitted Variations In Width Tolerance Over and Under (inches)	
	1/8 thru 1/2	Over 1/2 thru 1	Over 1 thru 2	Over	Under
Up thru 1	+/- .008	+/- .010	—	.015	.015
Over 1 thru 2	+/- .012	+/- .015	+/- .031	.031	.031
Over 2 thru 4	+/- .015	+/- .020	+/- .031	.062	.031
Over 4 thru 6	+/- .015	+/- .020	+/- .031	.093	.062
Over 6 thru 8	+/- .016	+/- .025	+/- .031	.125	.156
Over 8 thru 10	+/- .021	+/- .031	+/- .031	.156	.187

True Bar Straightness Tolerances

HR	CF
1/8" in any 5 foot section of the bar	1/16" in any 5 foot section of the bar

Stainless Angle Tolerances

Leg Tolerance (Length)	+/- 1/8"
Weight Tolerance	+/- 7-1/2%
Right Angle Tolerance	+/- 2°
Straightness or Camber	1/8" in 5'

Stainless Channel Tolerances

Section (Leg Tolerance)

Under 1" (Total).....	0.040
1" - 3" incl.....	0.062
3" - 4" incl.....	0.093
Over 4".....	0.125

Angular +/-2"

Corner Radii 1/4" or less

Leg Radii 1/4" or less

Transverse Flatness

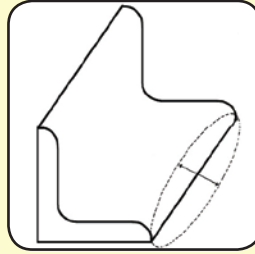
.010" per inch of width, .050" max.

Length

Up to 12' incl.	
To 3" wide section	
Over 3" to 6" incl.	+ 3/16 / - 0
Over 6"	+ 1/4 / - 0
Over 12'	
To 3" wide section	+ 3/16 / - 0
Over 3" to 6" incl.	+ 1/4 / - 0
Over 6"	+ 5/16 / - 0

Camber

Camber or bow tolerances shall not exceed 0.025 in. [0.60mm] x length in ft. [$\frac{m}{3}$]



Twist

Width of Section	Rise in 5 ft.
1/2" to 1-1/2" incl.	.125"
Over 1-1/2" to 4" incl.	.188"
Over 4"	.250"

Stainless Round Tube Tolerances

Normal Round (inches)	Wall Thickness Thickness (inches)	O.D. Tolerance Tolerance (inches)	Wall Tolerance (%)
5/8 to 1 incl	0.035 to 0.062	+ or - 0.005	+ or - 10%
5/8 to 1 incl	Over 0.062	+ or - 0.010	+ or - 10%
Over 1 to 1-1/2 incl	0.035 to 0.062	+ or - 0.008	+ or - 10%
Over 1 to 1-1/2 incl	Over 0.062	+ or - 0.010	+ or - 10%
Over 1 to 2-1/2 incl	Over 0.035	+ or - 0.012	+ or - 10%
Over 2-1/2 to 3-1/2 incl	Over 0.049	+ or - 0.020	+ or - 10%
Over 3-1/2 to 5 incl	Over 0.049	+ or - 0.025	+ or - 10%
Over 5	Over 0.083	+ or - 0.030	+ or - 10%

Stainless Square & Rectangular Tube Tolerances

Largest Nominal Outside Diameter (inches)	O.D. Tolerance Concavity or Convexity (inches)	Wall Tolerance (%)
To 1-1/4 incl.	+ or - 0.015	+ or - 10%
Over 1-1/4 to 2-1/2 incl.	+ or - 0.020	+ or - 10%
Over 2-1/2 to 5-1/2 incl.	+ or - 0.030	+ or - 10%
Over 5-1/2	+ or - 0.060	+ or - 10%



Alro Online Store

Welcome Guest! | [Login](#) | [Create account](#)


Part Number Search...

888-888-2576

[Home](#) [Metal Products](#) [Plastic Products](#) [Industrial Products](#) [Conversion Tool](#) [Visit Alro.com](#)

Welcome to the Alro Online Store!


Click on one of the product images below to start shopping now.



Metals



Industrial Supplies



Plastics



[Shopping Cart](#)



[Clearance Items](#)



[Go to Alro.com](#)




[Request Support](#)



[Conversion Tool](#)




888-888-2576



Stainless Steel

Did you know Alro also offers online shopping for all of our customers? Visit the Alro Online Store from your computer and or mobile device 24 hours a day. Set up your company account and purchase metals, plastics and industrial supplies from our vast inventory.

You can also click on our Clearance Sale located on the Alro Online Store home page to check out great deals on some of our excess inventory and discontinued items. Always worth a look to see if the next great deal is just a few clicks away.



Clearance Sale

Click Here to shop for **Hot Deals!**

